

# ROAD PAVEMENT FORUM

9 - 10 May 2017

## Cementitious Stabilisation

Dennis Rossmann


# Cementitious Stabilisation

Where are we??



Reg. No. 1998/009584/06

Creating wealth through infrastructure



**DRAFT TRH 13 : 1986**

**CEMENTITIOUS  
STABILIZERS IN  
ROAD CONSTRUCTION**

DEPARTEMENT VAN VERVOER

HOOPDIREKTORAAT: NASIONALE PAAIE  
CHIEF DIRECTORATE: NATIONAL ROADS


POBUS P.O. BOX 415  
PRETORIA 0001

# Cementitious Stabilisation

NDoT – M5 Manual (1980's)

Gautrans Manual (CSIR) - 2004

SAPEM 2014



---

# **CEMENTITIOUS STABILIZATION OF ROAD MATERIALS**

**March 2015**

**Manual prepared by:**

CSIR Built Environment  
P.O. Box 395  
PRETORIA  
0001

## TABLE OF CONTENTS

---

	Definitions/Glossary .....	viii
	Abbreviations.....	xi
<b>1.</b>	<b>INTRODUCTION.....</b>	<b>1</b>
<b>2.</b>	<b>CEMENTITIOUS STABILIZERS .....</b>	<b>4</b>
	2.1. Introduction .....	4
	2.2. Types .....	4
	2.3. Manufacture of stabilizers.....	8
	2.4. Composition and Properties .....	9
	2.5. Specifications.....	14
	2.6. Storage and Handling .....	14
	2.7. Bulk Distribution.....	16
<b>3.</b>	<b>MECHANISMS OF CHEMICAL STABILIZATION .....</b>	<b>17</b>
	3.1. Introduction .....	17
	3.2. Cement .....	17
	3.3. Lime .....	19
	3.4. Ground Granulated Blast-furnace Slag and Flyash.....	23
	3.5. Effect of Stabilizers on Soil Properties.....	24
<b>4.</b>	<b>TESTING.....</b>	<b>28</b>
	4.1. Introduction .....	28
	4.2. Indicator Tests .....	28
	4.3. Total salts, sulphate and acids .....	32
	4.4. Strength and Stiffness Tests.....	34
	4.5. Durability Tests .....	37
	4.6. Determination of the Cement Or Lime Content of Stabilized Soils.....	40
<b>5.</b>	<b>PROPERTIES OF STABILIZED MATERIALS.....</b>	<b>43</b>
	5.1. Introduction .....	43
	5.2. Optimum Moisture Content (OMC) and Maximum Dry Density (MDD).....	43
	5.3. Strength .....	44
	5.4. Stiffness .....	50
	5.5. Cracking.....	52
	5.6. Behaviour of Stabilized Materials in Service .....	58
<b>6.</b>	<b>DESIGN OF STABILIZED LAYERS.....</b>	<b>63</b>
	6.1. Introduction .....	63
	6.2. Initial Sampling and Testing of Material.....	63
	6.3. Pavement Strength Requirement: Cementation or Modification .....	66
	6.4. Initial Stabilization Proposal.....	67

6.5.	Laboratory Testing of Stabilization Proposal .....	74
6.6.	Structural design .....	75
<b>7.</b>	<b>CONSTRUCTION OF STABILIZED LAYERS .....</b>	<b>77</b>
7.1.	Introduction .....	77
7.2.	Safety Measures .....	77
7.3.	Stabilizers .....	78
7.4.	Equipment.....	78
7.5.	Calculation of Quantities .....	79
7.6.	Preparation of the Surface for Stabilization .....	79
7.7.	Methods of Spreading Stabilizers .....	80
7.8.	Mixing of Stabilizer and Water .....	82
7.9.	Compaction.....	84
7.10.	Reworking .....	85
7.11.	Curing .....	86
7.12.	Modification Method .....	88
7.13.	Weak Interlayers .....	89
<b>8.</b>	<b>CONSTRUCTION CONTROL .....</b>	<b>90</b>
8.1.	Introduction .....	90
8.2.	Relative Compaction.....	90
8.3.	Stabilizer Content.....	91
8.4.	Material Strength.....	92
8.5.	Grading and Plasticity .....	92
8.6.	Visual Inspection.....	93
<b>9.</b>	<b>DURABILITY OF STABILIZED LAYERS .....</b>	<b>94</b>
9.1.	Introduction .....	94
9.2.	Carbonation .....	95
9.3.	Extent of the Problem .....	96
9.4.	Identification of Carbonation .....	97
9.5.	Consequences of Carbonation .....	99
9.6.	Construction Control to Limit Carbonation.....	101
9.7.	Repair of Layers in which Carbonation has Occurred.....	104
9.8.	Sulphate damage.....	105
<b>10.</b>	<b>REFERENCES.....</b>	<b>107</b>
<b>APPENDIX A: DETERMINATION OF FIELD WORKING TIME .....</b>		<b>115</b>
<b>APPENDIX B: INITIAL CONSUMPTION OF STABILIZER TEST .....</b>		<b>118</b>
A.1	Method .....	118
A.2	Scope .....	118
A.3	Equipment.....	118
A.4	Method .....	118
A.5	Recording of Results .....	119
A.6	Preparation of pH Meter .....	119


# Cementitious Stabilisation

Identified as a need by Coto  
RMC

Protocols and structures???



Creating wealth through infrastructure





# Workshop 2009

- Industry Participation
- Numerous issues raised
- Dead end!

# Identified issues

- New cementing agents being marketed
- Stab design protocols need to be standardised
- Time/strength behaviour needs to be quantified
- Spreading of stabiliser (bag/bulk)
- Mixing - recycling
- QA testing (UCS/ITS)
- Link with QA module in SARDS

# CONCLUSION

## Where to next

- Need to respect COTO protocols
- Need to get industry participation
- Cost sharing and sweat equity
- If not already in place? – formation of an RPF working committee!

Thank you